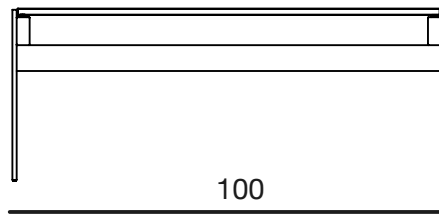
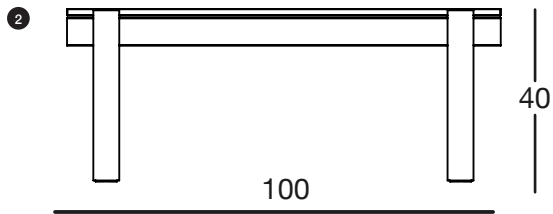
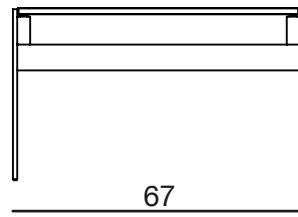
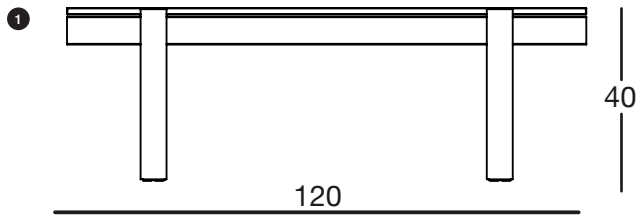




Beam Matthew Hilton

A coffee table with an angular design with a simple construction. The black steel frame is mounted with two wooden beams, on which the toughened glass top is placed. The frame is available in a textured black powder coat finish and the beams come in solid ash or walnut. This is a refined design, which effortlessly blends together steel, wood and glass. Rectangular or square versions available.





Beam

Matthew Hilton

- 1 Rectangular coffee table
- 2 Square coffee table